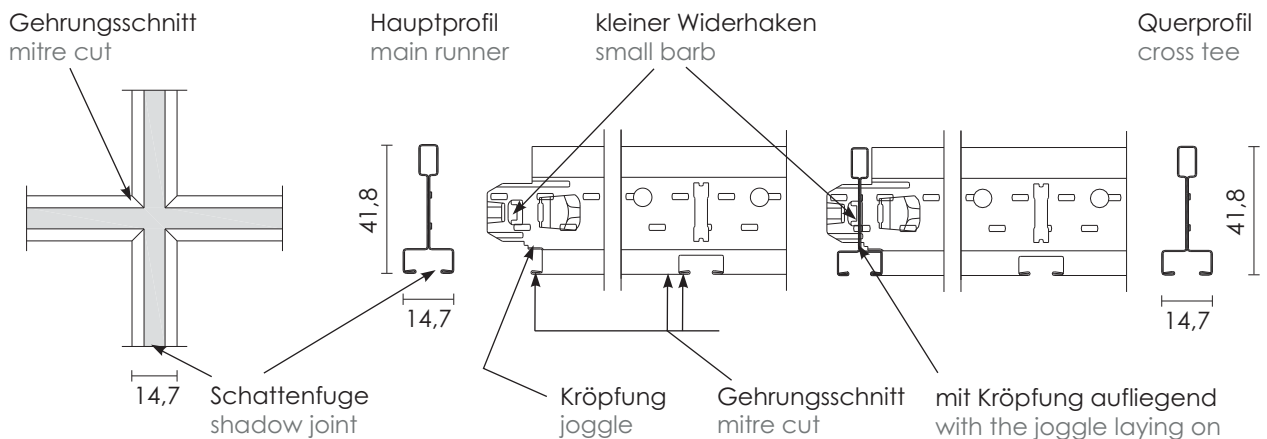
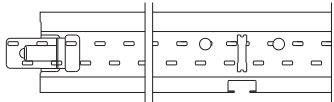
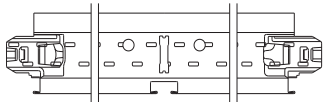
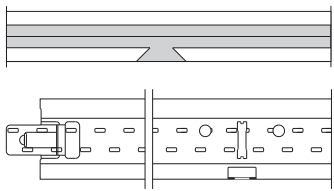


T15 visionline 15/41-41

sichtbare Breite 15 mm, mit Schattenfuge, Haupt- und Querprofil sind gleich hoch, Höhe 41,8 mm
visible width 15 mm, with shadow joint, main runners and cross tee have the same height, height 41,8 mm



Artikel article	Bestell-Nr. order nr.	Bezeichnung designation		Stck./VE pcs/PU	kg/VE kg/PU
		Länge length	Modul module		

<p>System T15 visionline system T15 visionline</p>	<p>T15 visionline Hauptprofil T15 visionline Querprofil feuerverzinktes Stahlblech, beidseitig beschichtet Farbe: GEIPEL-Standarddeckenweiß ähnl. RAL 9003 oder ähnl. RAL 9010, andere Farbtöne auf Anfrage, unterschiedliche Farben in Schattenfuge und Sichtseite möglich</p> <p>T15 visionline main runner T15 visionline cross tee hot dip galvanized steel sheet, coated on both sides colour: GEIPEL Standard ceiling colour white similar to RAL 9003 or to RAL 9010, other colours on request varying kinds of colours is possible from shadow gap to visibility side</p>																								
	<p>T15 visionline 15/41 Hauptprofil T15 visionline 15/41 main runner</p> <table border="1"> <tr> <td>07153600</td> <td>3600 mm</td> <td>600</td> <td>41 mm</td> <td>20</td> <td>26,0</td> </tr> <tr> <td>07153750</td> <td>3750 mm</td> <td>625</td> <td>41 mm</td> <td>20</td> <td>27,0</td> </tr> </table>	07153600	3600 mm	600	41 mm	20	26,0	07153750	3750 mm	625	41 mm	20	27,0												
07153600	3600 mm	600	41 mm	20	26,0																				
07153750	3750 mm	625	41 mm	20	27,0																				
	<p>T15 visionline 15/41 Querprofil T15 visionline 15/41 cross tee</p> <table border="1"> <tr> <td>07150600</td> <td>600 mm</td> <td>600</td> <td>41 mm</td> <td>70</td> <td>14,7</td> </tr> <tr> <td>07150625</td> <td>625 mm</td> <td>625</td> <td>41 mm</td> <td>70</td> <td>15,4</td> </tr> <tr> <td>07151200</td> <td>1200 mm</td> <td>600</td> <td>41 mm</td> <td>40</td> <td>16,9</td> </tr> <tr> <td>07151250</td> <td>1250 mm</td> <td>625</td> <td>41 mm</td> <td>40</td> <td>17,7</td> </tr> </table>	07150600	600 mm	600	41 mm	70	14,7	07150625	625 mm	625	41 mm	70	15,4	07151200	1200 mm	600	41 mm	40	16,9	07151250	1250 mm	625	41 mm	40	17,7
07150600	600 mm	600	41 mm	70	14,7																				
07150625	625 mm	625	41 mm	70	15,4																				
07151200	1200 mm	600	41 mm	40	16,9																				
07151250	1250 mm	625	41 mm	40	17,7																				
	<p>T15 visionline 15/41 Hauptprofil mit einseitigem Gehrungsschnitt T15 visionline 15/41 main runner with one-sided mitre cutting</p> <table border="1"> <tr> <td>auf Anfrage on request</td> <td>3600 mm</td> <td>600</td> <td>41 mm</td> <td>20</td> <td>26,0</td> </tr> <tr> <td></td> <td>3750 mm</td> <td>625</td> <td>41 mm</td> <td>20</td> <td>27,0</td> </tr> </table>	auf Anfrage on request	3600 mm	600	41 mm	20	26,0		3750 mm	625	41 mm	20	27,0												
auf Anfrage on request	3600 mm	600	41 mm	20	26,0																				
	3750 mm	625	41 mm	20	27,0																				